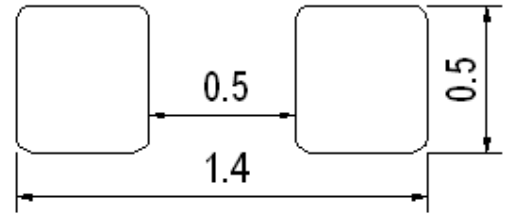
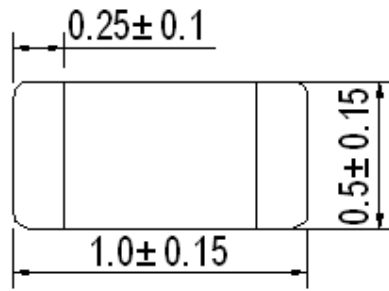


GB1005



特征:

- 在较宽的频率范围内具有优良的抑制 EMI 性能。
- 具有优良的焊接性能。
- 适用 SMT 设备自动贴装。
- 电脑及周边设备、VCR、VCD、DVD、照相机、办公设备等。
各类电子设备的数字信号的波形及接口部位的噪声控制。

FEATURES:

- Can be used in a wide range of frequency to suppress EMI.
- Excellent solderability.
- Can be mounted with surface mounting equipment.
- Noise suppression in digital equipment such as computer and its peripheral devices, VCR, VCD, DVD, camera, OA equipments, etc.

Impedance Range/阻抗范围: 5 OHM~1000 OHM.

Temperature Range/使用温度: -30℃~100℃.

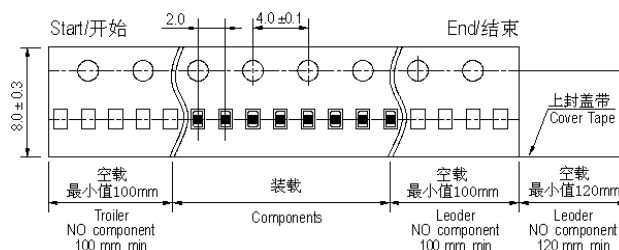
Electrical Characteristics/电气特性

Part No 名称	Impedance 阻抗 (Ω)	Z Test Frequency 阻抗的测试频率 (MHz)	DC Resistance 直流电阻 Max (Ω)	Max. Rated Current 额定电流 (mA)
GB1005D100	5~15	100	0.05	500
GB1005D310	31±25%	100	0.2	300
GB1005D600	60±25%	100	0.3	200
GB1005D800	80±25%	100	0.35	200
GB1005D121	120±25%	100	0.4	200
GB1005D221	220±25%	100	0.45	150
GB1005D301	300±25%	100	0.5	100
GB1005D421	420±25%	100	0.6	100
GB1005D501	500±25%	100	0.8	100
GB1005D601	600±25%	100	0.9	100
GB1005D102	1000±25%	100	1.2	100
GB1005E800	80±25%	100	0.35	200
GB1005E121	120±25%	100	0.4	200
GB1005E241	240±25%	100	0.5	200
GB1005E601	600±25%	100	0.9	100
GB1005U100	5~15	100	0.05	500
GB1005U300	30±25%	100	0.2	300
GB1005U700	70±25%	100	0.3	200
GB1005U121	120±25%	100	0.4	200
GB1005U221	220±25%	100	0.5	100
GB1005U301	300±25%	100	0.6	100
GB1005U421	420±25%	100	0.8	100
GB1005U601	600±25%	100	0.9	100
GB1005U102	1000±25%	100	1.2	100

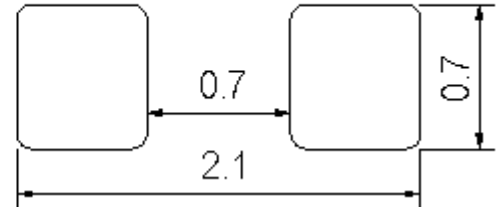
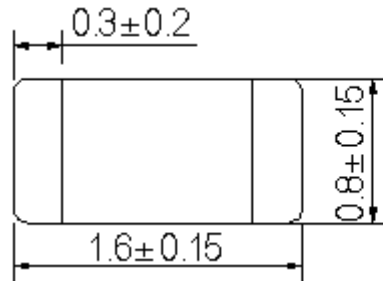
Sans Plomb (SGS Certified Result) 本产品满足环境保护要求 (有害物质限用)					
pb 铅	Cd 镉	Cd 汞	六价铬 Cr+6	多溴联苯 PBBs	多溴联醚 PBDEs
<1000PPm	Nd	Nd	Nd	Nd	Nd

- 1、Impedance is measured with a LCR meter: Agilent 4287 or equivalent. Test frequency at 100MHz.
 - 2、DC resistance is measured with a Digital Multimeter VR1153 LCR+DCR or equivalent.
 - 3、The DC Bias test with VR1153 & VR7210, The maximum allowable current is a DC current which causes initial inductance to decrease by 25%. or temperature to rise by 40℃, whichever is smaller. (At ambient reference temperature: 20℃).
- 1、阻抗值测试仪: Agilent 4287 或同等 LCR Meter. 测试频率 100MHz.
 - 2、直流电阻测试仪: VR1153 LCR+DCR 或同等的 DCR 测试设备。
 - 3、最大容许电流测试: VR1153 & VR7210; 最大容许电流定义: 温度上升 40℃时取其小值作为最大容许电流。(周围环境温度 20℃)

Packaging/包装方式 10000 PCS/REEL



GB1608



特征:

- 在较宽的频率范围内具有优良的抑制 EMI 性能。
- 具有优良的焊接性能。
- 适用 SMT 设备自动贴装。
- 电脑及周边设备、VCR、VCD、DVD、照相机、办公设备等。

各类电子设备的数字信号的波形及接口部位的噪声控制。

Impedance Range/阻抗范围: 3 OHM~2200 OHM.

Temperature Range/使用温度: -30℃~100℃.

Electrical Characteristics/电气特性

Part No 名称	Impedance 阻抗 (Ω)	Z Test Frequency 阻抗的测试频率 (MHz)	DC Resistance 直流电阻 Max (Ω)	Max. Rated Current 额定电流 (mA)
GB1608D050	3~9	100	0.05	2000
GB1608D110	7~15	100	0.05	2000
GB1608D300	30±25%	100	0.05	2000
GB1608D600	60±25%	100	0.1	500
GB1608D800	80±25%	100	0.15	400
GB1608D101	100±25%	100	0.2	300
GB1608D121	120±25%	100	0.2	300
GB1608D221	220±25%	100	0.3	300
GB1608D301	300±25%	100	0.35	200
GB1608D471	470±25%	100	0.45	200
GB1608D601	600±25%	100	0.45	200
GB1608D751	750±25%	100	0.5	200
GB1608D102	1000±25%	100	0.6	200
GB1608D152	1500±25%	100	0.7	150
GB1608D182	1800±25%	100	0.9	100
GB1608D222	2200±25%	100	1.2	100
GB1608E800	80±25%	100	0.15	300
GB2012U221	220±25%	100	0.2	600
GB2012U301	300±25%	100	0.2	500
GB2012U421	420±25%	100	0.25	500
GB2012U601	600±25%	100	0.3	500
GB2012U102	1000±25%	100	0.4	500

FEATURES:

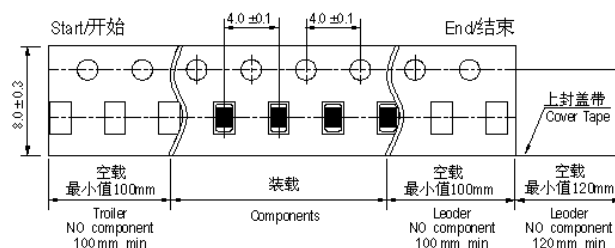
- Can be used in a wide range of frequency to suppress EMI.
- Excellent solderability.
- Can be mounted with surface mounting equipment.
- Noise suppression in digital equipment such as computer and its peripheral devices, VCR, VCD, DVD, camera, OA equipments, etc.

Sans Plomb (SGS Certified Result) 本产品满足环境保护要求 (有害物质限用)					
pb 铅	Cd 镉	Cd 汞	六价铬 Cr+6	多溴联苯 PBBs	多溴联醚 PBDEs
<1000PPm	Nd	Nd	Nd	Nd	Nd

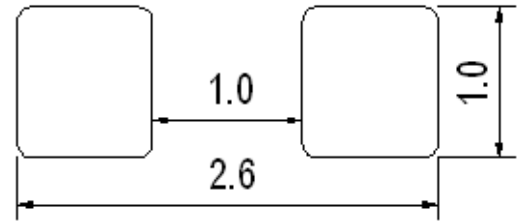
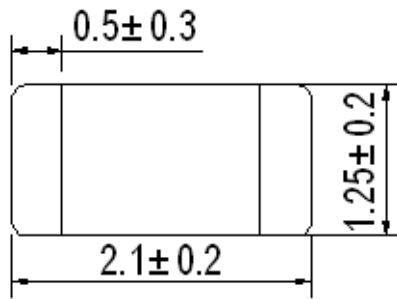
- 1、Impedance is measured with a LCR meter: Agilent 4287 or equivalent. Test frequency at 100MHz.
- 2、DC resistance is measured with a Digital Multimeter VR1153 LCR+DCR or equivalent.
- 3、The DC Bias test with VR1153 & VR7210, The maximum allowable current is a DC current which causes initial inductance to decrease by 25%. or temperature to rise by 40℃, whichever is smaller. (At ambient reference temperature: 20℃).

- 1、阻抗值测试仪: Agilent 4287 或同等 LCR Meter. 测试频率 100MHz。
- 2、直流电阻测试仪: VR1153 LCR+DCR 或同等的 DCR 测试设备。
- 3、最大容许电流测试: VR1153 & VR7210; 最大容许电流定义: 温度上升 40℃ 时取其小值作为最大容许电流。(周围环境温度 20℃)

Packaging/包装方式 4000 PCS/REEL



GB2012



特征:

- 在较宽的频率范围内具有优良的抑制 EMI 性能。
- 具有优良的焊接性能。
- 适用 SMT 设备自动贴装。
- 电脑及周边设备、VCR、VCD、DVD、照相机、办公设备等各类电子设备的数字信号的波形及接口部位的噪声控制。

FEATURES:

- Can be used in a wide range of frequency to suppress EMI.
- Excellent solderability.
- Can be mounted with surface mounting equipment.
- Noise suppression in digital equipment such as computer and its peripheral devices, VCR, VCD, DVD, camera, OA equipments, etc.

Impedance Range/阻抗范围: 5 OHM~1500 OHM.

Temperature Range/使用温度: -30℃~100℃.

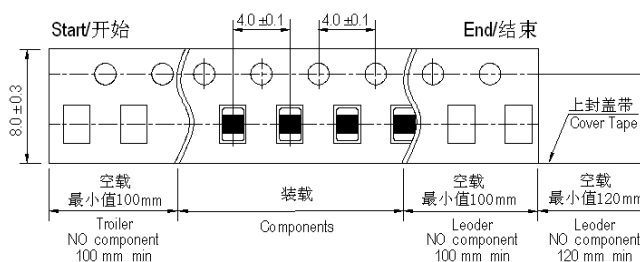
Electrical Characteristics/电气特性

Part No 名称	Impedance 阻抗 (Ω)	Z Test Frequency 阻抗的测试频率 (MHz)	DC Resistance 直流电阻 Max (Ω)	Max. Rated Current 额定电流 (mA)
GB2012D070	5~10	100	0.04	2000
GB2012D190	19±25%	100	0.04	2000
GB2012D300	30±25%	100	0.05	1500
GB2012D800	80±25%	100	0.1	1000
GB2012D121	120±25%	100	0.15	800
GB2012D221	220±25%	100	0.2	600
GB2012D301	300±25%	100	0.2	500
GB2012D421	420±25%	100	0.3	500
GB2012D501	500±25%	100	0.3	500
GB2012D601	600±25%	100	0.3	500
GB2012D751	750±25%	100	0.35	500
GB2012D102	1000±25%	100	0.35	500
GB2012D152	1500±25%	100	0.4	500
GB2012E800	80±25%	100	0.1	1000
GB2012E121	120±25%	100	0.15	800
GB2012E181	180±25%	100	0.2	600
GB2012E301	300±25%	100	0.2	500
GB2012E501	500±25%	100	0.3	500
GB2012E601	600±25%	100	0.3	500
GB2012E102	1000±25%	100	0.35	500
GB2012U100	5月15日	100	0.04	2200
GB2012U300	30±25%	100	0.05	1500
GB2012U470	47±25%	100	0.05	1500
GB2012U700	70±25%	100	0.1	1000
GB2012U221	220±25%	100	0.2	600
GB2012U421	420±25%	100	0.25	500
GB2012U601	600±25%	100	0.3	500
GB2012U102	1000±25%	100	0.4	500

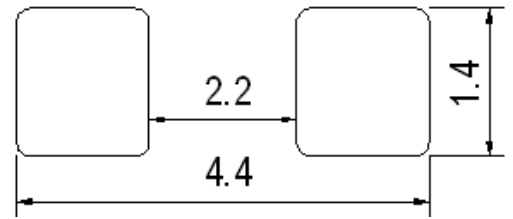
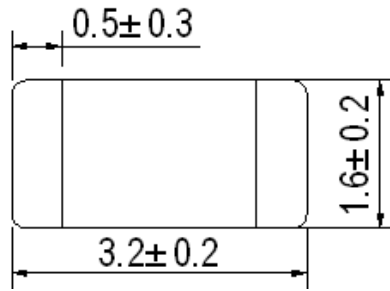
Sans Plomb (SGS Certified Result) 本产品满足环境保护要求 (有害物质限用)					
sans plomb					
pb 铅	Cd 镉	Cd 汞	六价铬 Cr+6	多溴联苯 PBBs	多溴联醚 PBDEs
<1000PPm	Nd	Nd	Nd	Nd	Nd

- 1、Impedance is measured with a LCR meter: Agilent 4287 or equivalent. Test frequency at 100MHz.
 - 2、DC resistance is measured with a Digital Multimeter VR1153 LCR+DCR or equivalent.
 - 3、The DC Bias test with VR1153 & VR7210, The maximum allowable current is a DC current which causes initial inductance to decrease by 25%. or temperature to rise by 40℃, whichever is smaller. (At ambient reference temperature: 20℃).
- 1、阻抗值测试仪: Agilent 4287 或同等 LCR Meter. 测试频率 100MHz.
 - 2、直流电阻测试仪: VR1153 LCR+DCR 或同等的 DCR 测试设备.
 - 3、最大容许电流测试: VR1153 & VR7210; 最大容许电流定义: 温度上升 40℃时取其小值作为最大容许电流。(周围环境温度 20℃)

Packaging/包装方式 4000 PCS/REEL



GB3216



特征:

- 在较宽的频率范围内具有优良的抑制 EMI 性能。
- 具有优良的焊接性能。
- 适用 SMT 设备自动贴装。
- 电脑及周边设备、VCR、VCD、DVD、照相机、办公设备等各类电子设备的数字信号的波形及接口部位的噪声控制。

FEATURES:

- Can be used in a wide range of frequency to suppress EMI.
- Excellent solderability.
- Can be mounted with surface mounting equipment.
- Noise suppression in digital equipment such as computer and its peripheral devices, VCR, VCD, DVD, camera, OA equipments, etc.

Impedance Range/阻抗范围: <10 OHM~1200 OHM.

Temperature Range/使用温度: -30℃~100℃.

Electrical Characteristics/电气特性

Part No 名称	Impedance 阻抗 (Ω)	Z Test Frequency 阻抗的测试频率 (MHz)	DC Resistance 直流电阻 Max (Ω)	Max. Rated Current 额定电流 (mA)
GB3216D000	<10	100	0.05	2000
GB3216D310	31±25%	100	0.05	2000
GB3216D800	80±25%	100	0.1	1000
GB3216D121	120±25%	100	0.1	1000
GB3216D221	220±25%	100	0.2	600
GB3216D301	300±25%	100	0.2	600
GB3216D501	500±25%	100	0.3	600
GB3216D601	600±25%	100	0.3	600
GB3216D102	1000±25%	100	0.6	500
GB3216D122	1200±25%	100	0.6	300
GB3216U190	19±25%	100	0.05	2000
GB3216U310	31±25%	100	0.05	2000
GB3216U700	70±25%	100	0.1	1000
GB3216U301	300±25%	100	0.2	600
GB3216U601	600±25%	100	0.3	600

Sans Plomb (SGS Certified Result) 本产品满足环境保护要求 (有害物质限用)					
pb 铅	Cd 镉	Cd 汞	六价铬 Cr+6	多溴联苯 PBBs	多溴联醚 PBDEs
<1000PPm	Nd	Nd	Nd	Nd	Nd

- 1、Impedance is measured with a LCR meter: Agilent 4287 or equivalent. Test frequency at 100MHz.
 - 2、DC resistance is measured with a Digital Multimeter VR1153 LCR+DCR or equivalent.
 - 3、The DC Bias test with VR1153 & VR7210, The maximum allowable current is a DC current which causes initial inductance to decrease by 25%. or temperature to rise by 40℃, whichever is smaller. (At ambient reference temperature: 20℃).
- 1、阻抗值测试仪: Agilent 4287 或同等 LCR Meter. 测试频率 100MHz.
 - 2、直流电阻测试仪: VR1153 LCR+DCR 或同等的 DCR 测试设备。
 - 3、最大容许电流测试: VR1153 & VR7210; 最大容许电流定义: 温度上升 40℃时取其小值作为最大容许电流。(周围环境温度 20℃)

Packaging/包装方式 3000 PCS/REEL

